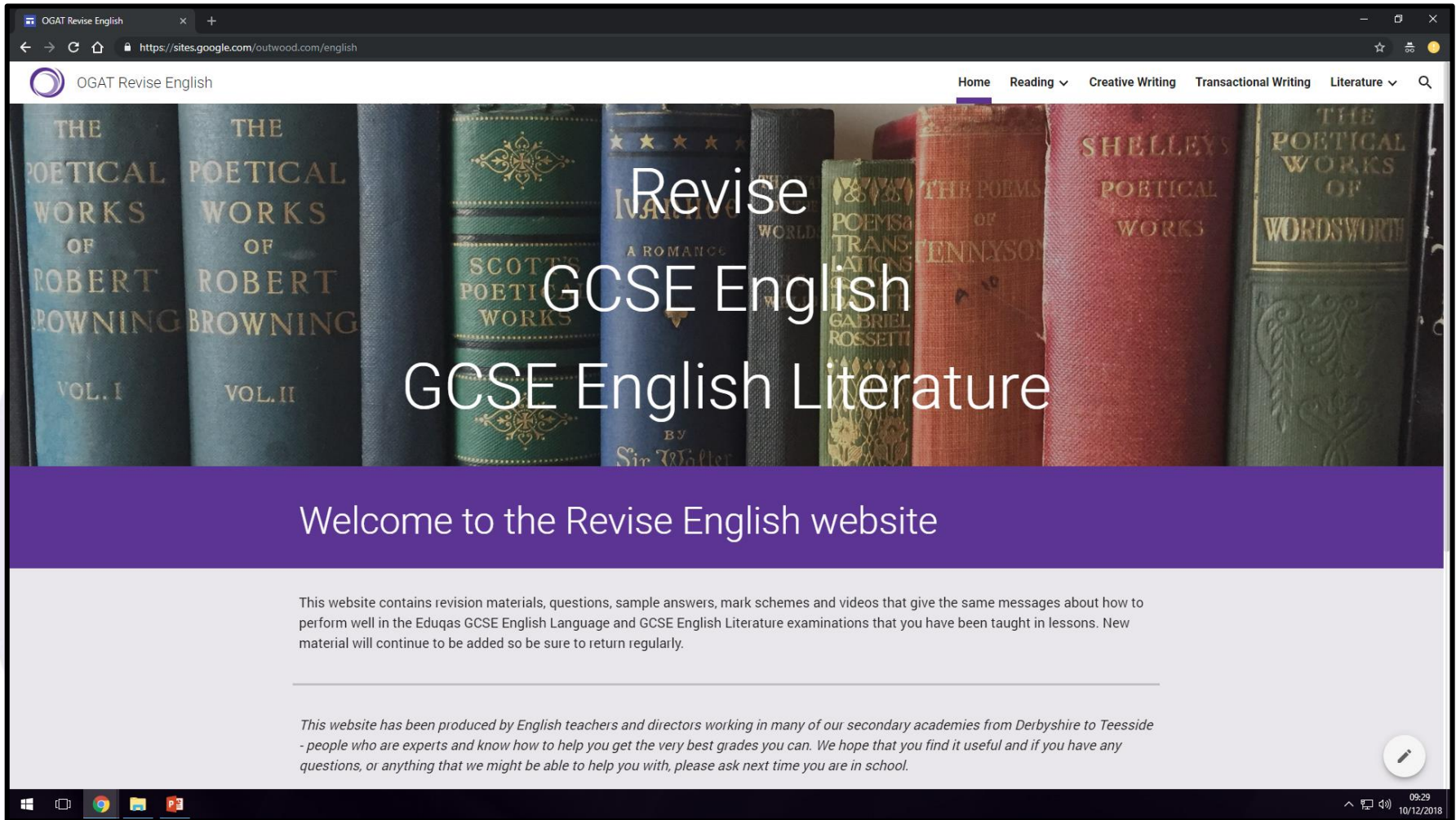


# English Revision Website

[revision.english.outwood.com](https://revision.english.outwood.com)

Confidential - do not duplicate or distribute without the written permission of OGAT



OGAT Revise English

Home Reading Creative Writing Transactional Writing Literature

# Revise GCSE English GCSE English Literature

## Welcome to the Revise English website

This website contains revision materials, questions, sample answers, mark schemes and videos that give the same messages about how to perform well in the Eduqas GCSE English Language and GCSE English Literature examinations that you have been taught in lessons. New material will continue to be added so be sure to return regularly.

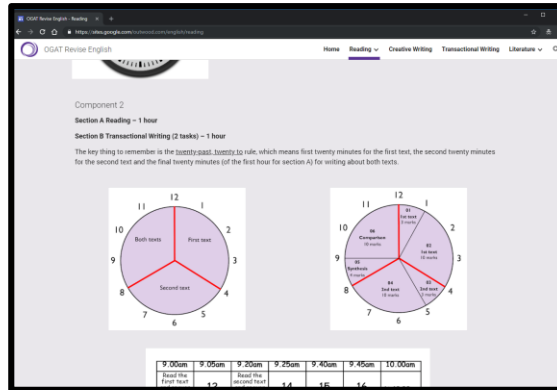
*This website has been produced by English teachers and directors working in many of our secondary academies from Derbyshire to Teesside - people who are experts and know how to help you get the very best grades you can. We hope that you find it useful and if you have any questions, or anything that we might be able to help you with, please ask next time you are in school.*

09:29  
10/12/2018

Confidential - do not duplicate or distribute without the written permission of OGAT


All the key messages you will have been taught in your lessons at your fingertips

*Written by Outwood English directors  
and teachers – the experts*



Component 2  
Section A Reading – 1 hour  
Section B Transactional Writing (2 tasks) – 1 hour

The key thing to remember is the 30:20:20:20:10 rule, which means first twenty minutes for the first test, the second twenty minutes for the second test and the final twenty minutes (of the first hour) for section A) for writing about both tests.



Section	Start	End	Duration
Section A	9:05am	9:20am	15
Section B	9:25am	9:45am	20
Section C	9:45am	10:05am	20



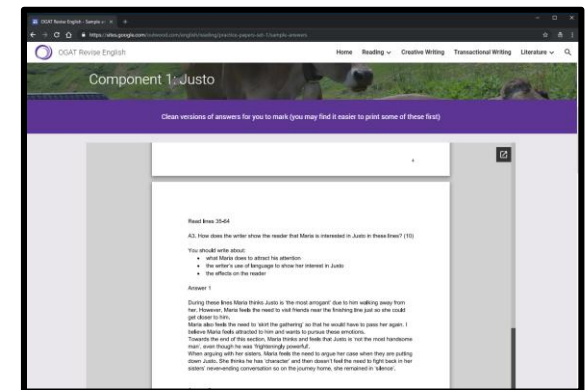
Reading Papers

Practice Reading Papers: Set 1

Component 1 and 2 reading papers to attempt over the Christmas holidays

Component 1: Justo

Remind yourself of the timings before attempting this practice component 1 section A. The text is below and the questions are in a separate document below that. You may wish to print these out so you can tackle the paper as you would do in the real exam.



Component 1: Justo

Clean versions of answers for you to mark (you may find it easier to print some of these first)

Read lines 32-44

A3: How does the writer show the reader that Maria is interested in Justin in these lines? (11)

You should write about:

- what Maria does to attract his attention;
- the writer's use of language to show her interest in Justin;
- the effect on the reader.

Answer 1

During these lines Maria thinks Justin is 'the most arrogant' due to him walking away from her. However, Maria feels the need to call friends near the finishing line just as she could get ahead easily.

Maria also feels the need to warn the gallery, so that he would have to pass her again. I believe Maria felt attracted to him and needs to protect these emotions.

Towards the end of this section, Justin breaks and tells that Justin is 'not the most handsome man' even though he was 'highly regarded'.

When arguing with her friend, Maria feels the need to argue her case when they are talking down Justin. She thinks he has 'character' and then doesn't feel the need to fight back in her friend's 'reminiscing conversation' as on the journey home, she remained in 'silence'.

Confidential - do not duplicate or distribute without the written permission of OGAT

Reading papers:  
advice  
exam papers  
mark schemes  
sample answers

# Writing

OGAT Revise English - Creative Writing

Home Reading Creative Writing Transactional Writing Literature

## The most important part of the No Nonsense Narrative Method

The grid below breaks down the five sections into a series of instructions to tell you what to do in each section. **Learn it by heart!**

<b>Opening</b>	Ask the reader a question Introduce yourself as the narrator Set the background to the story
<b>Build-up</b>	Go straight to where the problem happens Describe the place and atmosphere Build up to the problem
<b>Problem</b>	Describe the moment in slow motion
<b>Reaction</b>	How to do you react? How do others react? Your body's physical reaction Make the reader feel your pain!
<b>Resolution</b>	Looking back, the long term impact

**Rules for speech marks**

Use the saying:

**66 - capital letter - punctuation - 99 - new line**

66 Open speech marks ( )  
capital letter the first word always with a capital letter

If the task gives you a first line, you can use it instead of asking the reader a question

When introducing yourself as the narrator, give a little anecdote (1-2 sentences) to show what kind of person you are, rather than just telling

No Nonsense Narrative explained

PACS/4 ideas-and-a-spare activities titles sample answers

OGAT Revise English - Transactional Writing

Home Reading Creative Writing Transactional Writing Literature

66

66 - capital letter - punctuation - 99 - new line

66 Open speech marks ( )  
capital letter the first word always with a capital letter

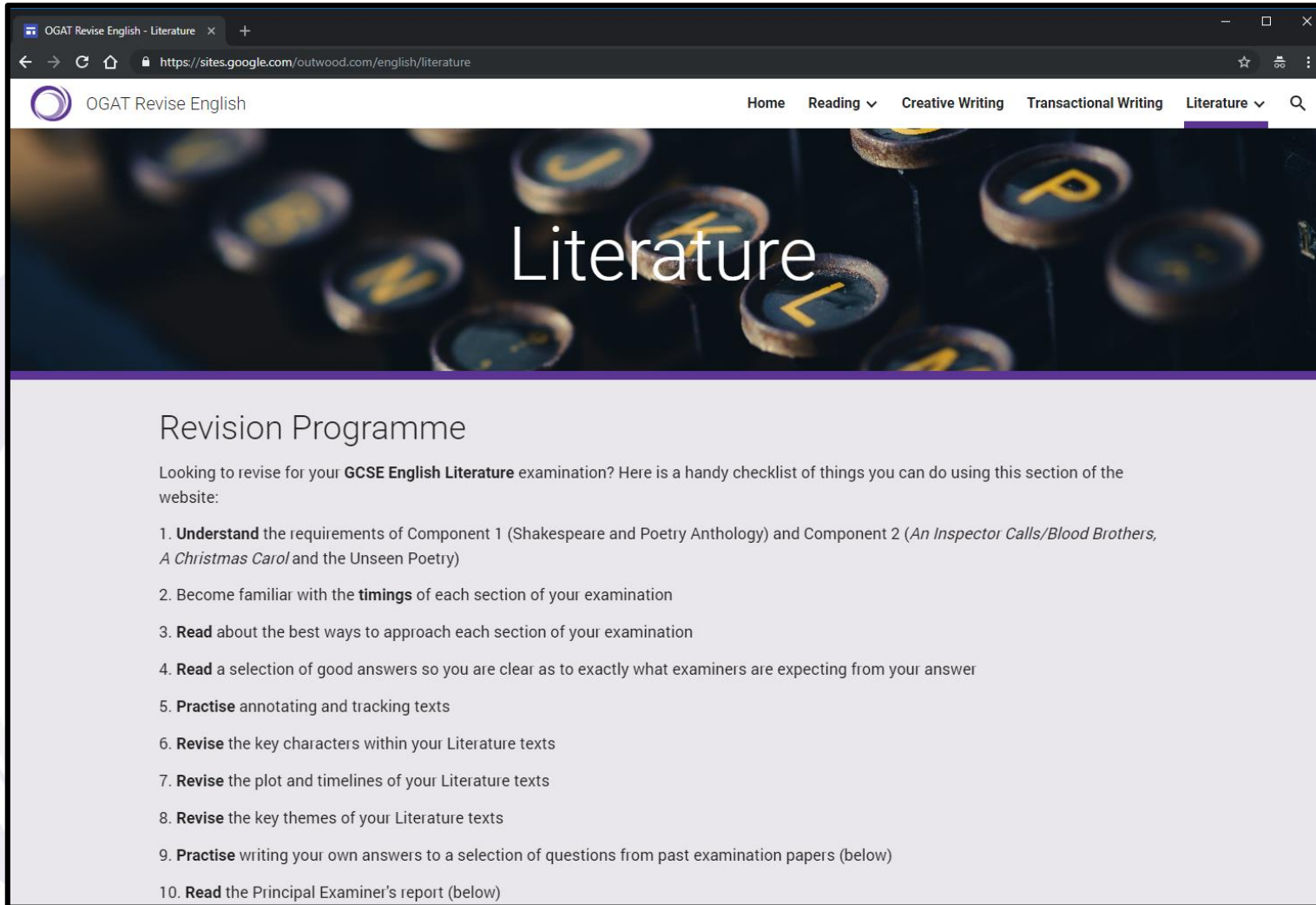
When introducing yourself as the narrator, give a little anecdote (1-2 sentences) to show what kind of person you are, rather than just telling

If the task gives you a first line, you can use it instead of asking the reader a question

Confidential - do not duplicate or distribute without the written permission of OGAT



# Lots of revision programmes to use



OGAT Revise English - Literature

https://sites.google.com/outwood.com/english/literature

OGAT Revise English

Home Reading Creative Writing Transactional Writing Literature

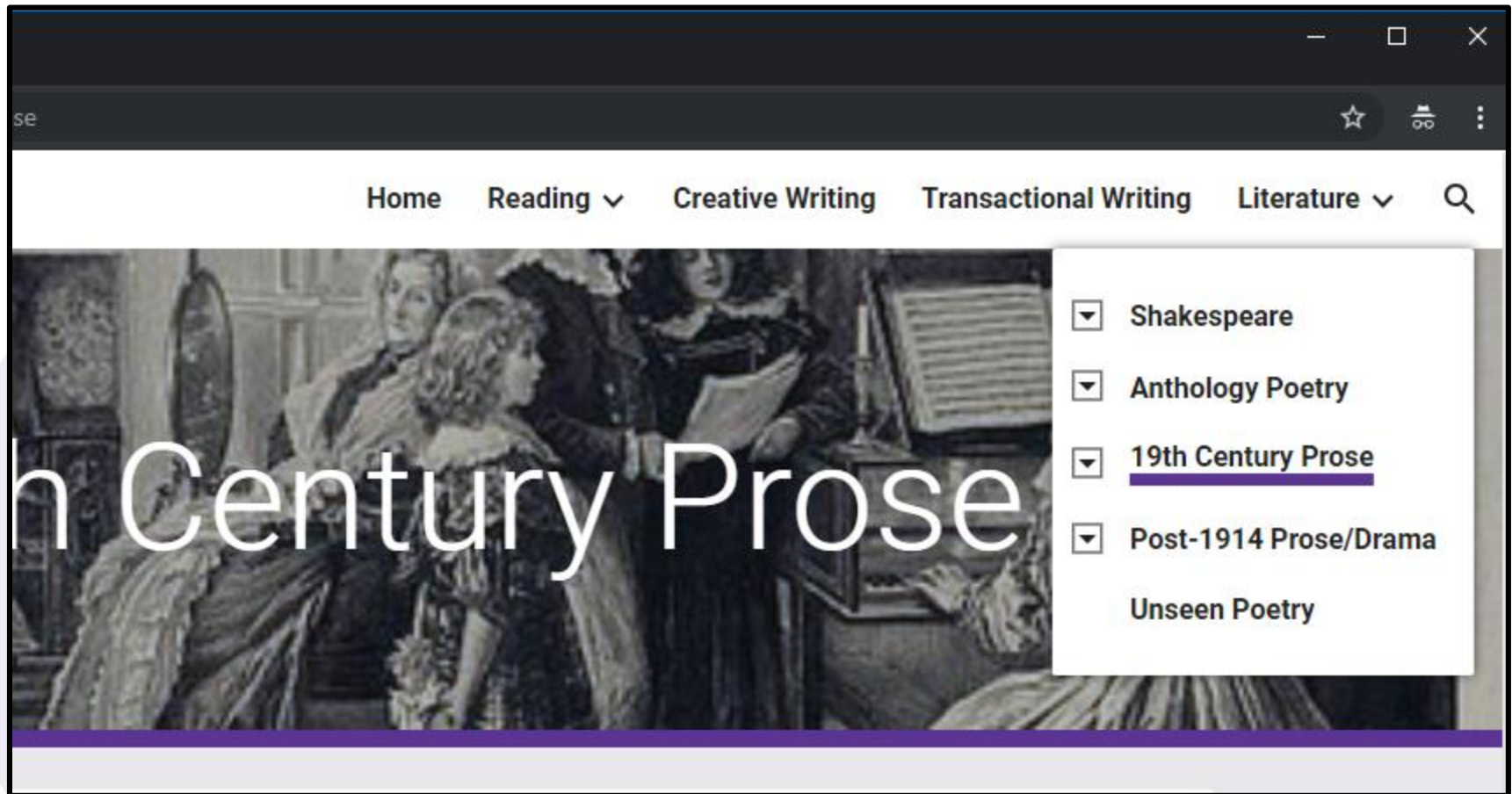
## Literature

### Revision Programme

Looking to revise for your **GCSE English Literature** examination? Here is a handy checklist of things you can do using this section of the website:

1. **Understand** the requirements of Component 1 (Shakespeare and Poetry Anthology) and Component 2 (*An Inspector Calls/Blood Brothers, A Christmas Carol* and the Unseen Poetry)
2. Become familiar with the **timings** of each section of your examination
3. **Read** about the best ways to approach each section of your examination
4. **Read** a selection of good answers so you are clear as to exactly what examiners are expecting from your answer
5. **Practise** annotating and tracking texts
6. **Revise** the key characters within your Literature texts
7. **Revise** the plot and timelines of your Literature texts
8. **Revise** the key themes of your Literature texts
9. **Practise** writing your own answers to a selection of questions from past examination papers (below)
10. **Read** the Principal Examiner's report (below)

Confidential - do not duplicate or distribute without the written permission of OGAT



**All GCSE English Literature is covered**

Confidential - do not duplicate or distribute without the written permission of OGAT

**It works well on phones**

*Revise on the go!*

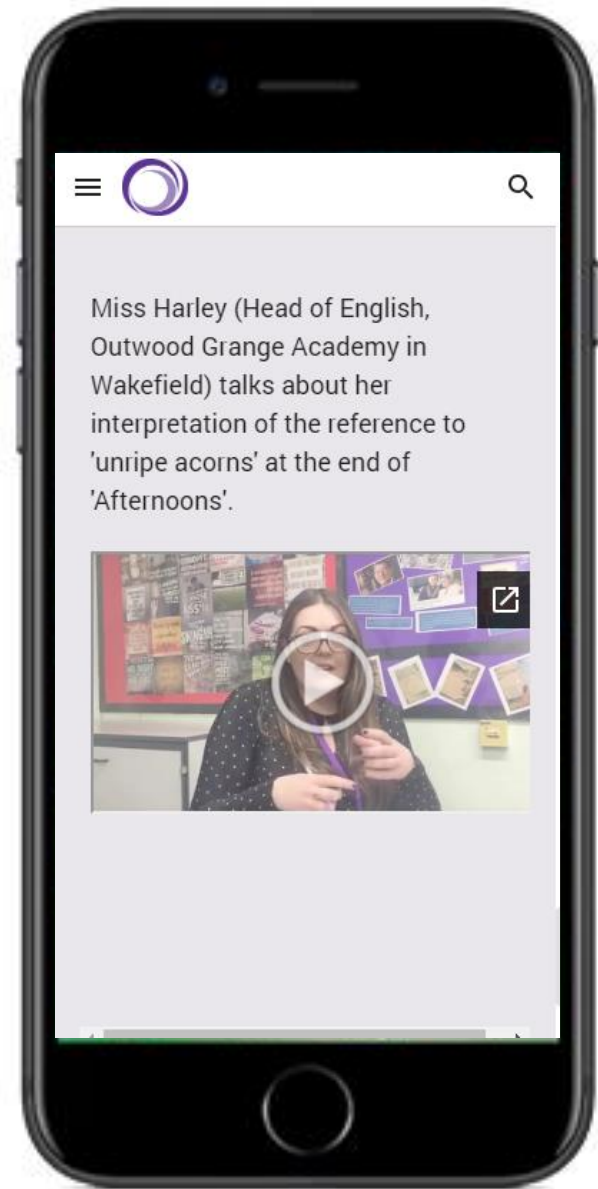


Confidential - do not duplicate or distribute without the written permission of OGAT



## Video clips

*See if you recognise anyone!*



Confidential - do not duplicate or distribute without the written permission of OGAT

[revision.english.outwood.com](https://revision.english.outwood.com)

Confidential - do not duplicate or distribute without the written permission of OGAT